

Iraq Stock Exchange



Trading Session Wednesday 8/5/2024 -

Traded Volume **837,002,641**

ISX Index 60 **970.11**

Previous ISX Index60 **966.39**

Change % **0.38**

Change **3.72**

Listed Companies **103**

Traded Companies **37**

General Assembly Co. **7**

Suspended Co. **2**

Bulletin No (86) of 2024

Traded Value **1,839,376,834 Trades 741**

ISX Index 15 **1065.84**

Previous ISX Index15 **1060.45**

Change % **0.51**

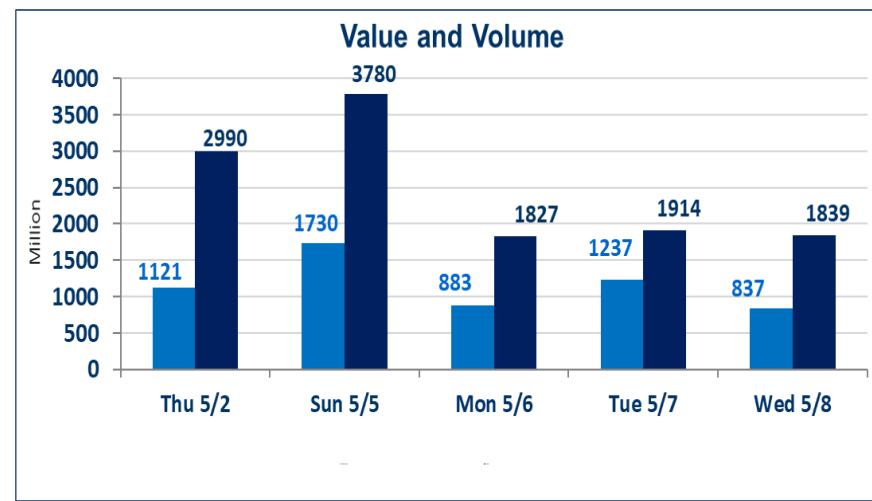
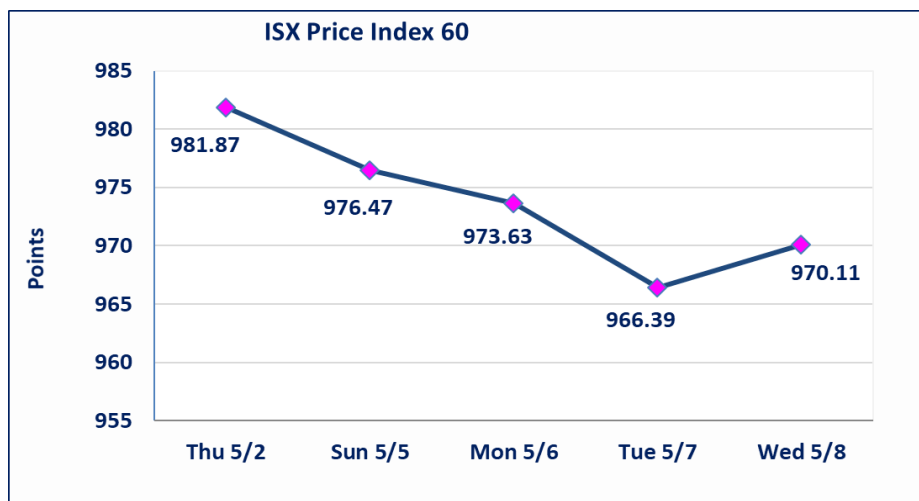
Change **5.39**

Non Traded Co. **57**

High Companies **10**

Low Companies **9**

Un Listed Companies OTC **2**



Gainers

Company Name	Closing Price	Change (%)	Traded Volume
Sumer Commerical Bank	0.100	11.11	72,261,858
Baghdad for Packing Materials	2.500	11.11	200,000
Al Attaa Islamic Bank	0.130	8.33	5,000,000
Al-Nukhba for construction	0.700	4.48	3,325,698
Fallujah for construction Material	3.630	2.25	8,336,614

Losers

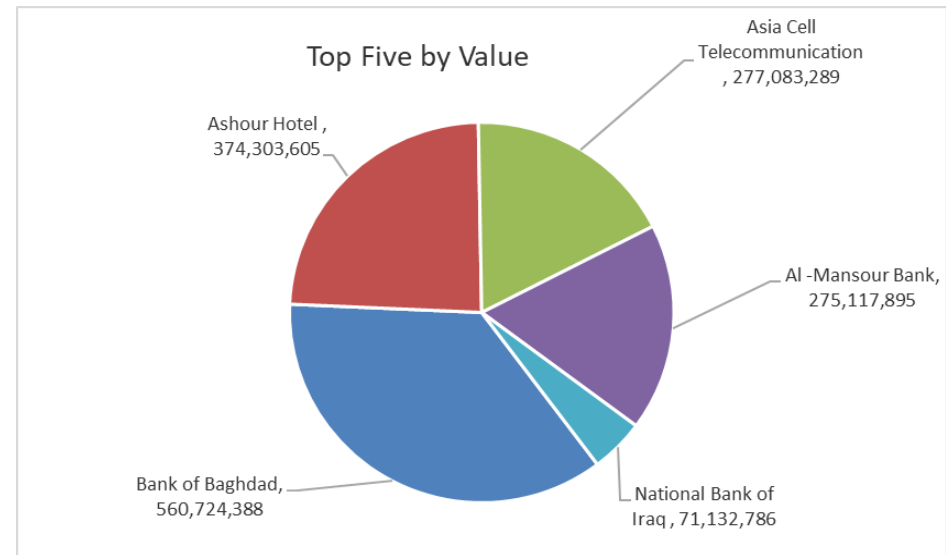
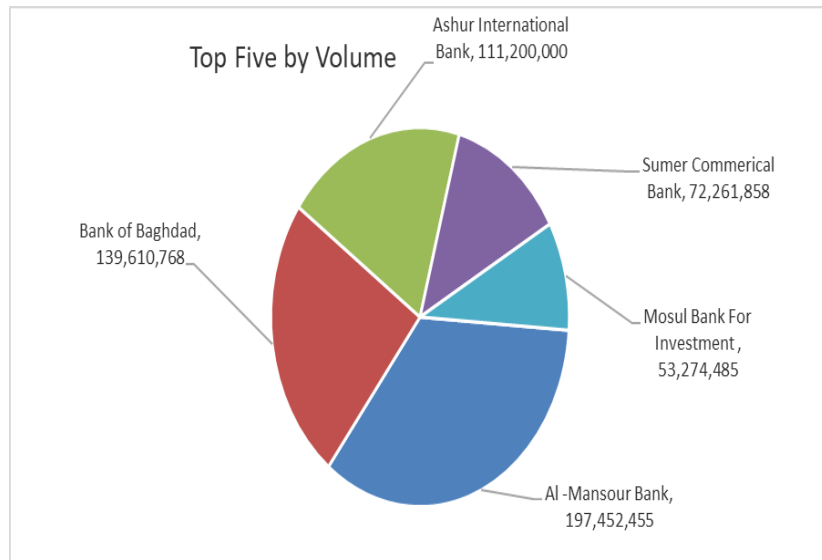
Company Name	Closing Price	Change (%)	Traded Volume
Economy Bank	0.200	-4.76	34,000,000
Ashur International Bank	0.310	-3.12	111,200,000
Iraqi Marketing Date	1.650	-2.37	1,000,000
Iraqi Carton Manufacturies	1.040	-1.89	6,650,600
National Chemical &Plastic	1.830	-1.08	4,770,109

Traded Volume

Company Name	Closing Price	Change (%)	Traded Volume
Al -Mansour Bank	1.410	0.00	197,452,455
Bank of Baghdad	4.090	0.99	139,610,768
Ashur International Bank	0.310	-3.12	111,200,000
Sumer Commerical Bank	0.100	11.11	72,261,858
Mosul Bank For Investment	0.170	0.00	53,274,485

Traded Value

Company Name	Closing Price	Change (%)	Traded Value
Bank of Baghdad	4.090	0.99	560,724,388
Ashour Hotel	17.500	1.45	374,303,605
Asia Cell Telecommunication	9.520	1.28	277,083,289
Al -Mansour Bank	1.410	0.00	275,117,895
National Bank of Iraq	2.900	-1.02	71,132,786



Regular Market Bulletin No (86)



Company Name	Code	opening Price	highest price	lowest price	Average price	Prev Average price	Closing Price	prev closing price	change (%)	No.of Trades	Traded Volume	Traded Value
Banks Sector												
Ashur International Bank	BASH	0.330	0.330	0.310	0.310	0.320	0.310	0.320	-3.12	24	111,200,000	34,636,000
Bank of Baghdad	BBOB	4.050	4.090	3.950	4.020	4.080	4.090	4.050	0.99	151	139,610,768	560,724,388
Commercial Bank of Iraq	BCOI	0.760	0.760	0.760	0.760	0.760	0.760	0.760	0.00	9	11,205,234	8,515,978
Economy Bank	BEFI	0.210	0.210	0.200	0.200	0.220	0.200	0.210	-4.76	7	34,000,000	6,910,000
Gulf Commercial Bank	BGUC	0.190	0.200	0.190	0.190	0.190	0.190	0.190	0.00	21	45,649,038	8,675,808
Investment Bank of Iraq	BIBI	0.360	0.360	0.360	0.360	0.360	0.360	0.360	0.00	7	15,000,000	5,400,000
Middle East Bank	BIME	0.100	0.100	0.100	0.100	0.100	0.100	0.100	0.00	1	300,000	30,000
Mosul Bank For Investment	BMFI	0.170	0.180	0.170	0.170	0.170	0.170	0.170	0.00	23	53,274,485	9,063,095
Al -Mansour Bank	BMNS	1.400	1.410	1.390	1.390	1.420	1.410	1.410	0.00	110	197,452,455	275,117,895
National Bank of Iraq	BNOI	2.920	2.950	2.850	2.890	2.940	2.900	2.930	-1.02	57	24,575,507	71,132,786
Sumer Commerical Bank	BSUC	0.100	0.100	0.100	0.100	0.090	0.100	0.090	11.11	22	72,261,858	7,226,186
United Bank	BUND	0.090	0.090	0.090	0.090	0.090	0.090	0.090	0.00	1	10,000,000	900,000
Total Of Banks Sector										433	714,529,345	988,332,135
Telecommunication Sector												
Asia Cell Telecommunication	TASC	9.500	9.750	9.450	9.520	9.320	9.520	9.400	1.28	67	29,112,859	277,083,289
Al-Khatem Telecoms	TZNI	2.590	2.590	2.590	2.590	0.590	2.590	2.590	0.00	3	50,203	130,026
Total Of Telecommunication										70	29,163,062	277,213,315
Insurance Sector												
Al-Ameen for Insurance	NAME	0.710	0.710	0.700	0.700	0.700	0.700	0.700	0.00	4	1,942,000	1,360,820
Dar Al-Salam for Insurance	NDSA	0.740	0.740	0.740	0.740	0.740	0.740	0.740	0.00	4	2,441,166	1,806,463
Total Of Insurance Sector										8	4,383,166	3,167,283
Services Sector												
Baghdad -Iraq Transportatio	SBPT	37.000	37.000	36.770	36.910	37.120	37.000	37.000	0.00	8	399,990	14,765,220
Al-Nukhba for construction	SNUC	0.670	0.700	0.670	0.670	0.670	0.700	0.670	4.48	34	3,325,698	2,230,666
Total Of Services Sector										42	3,725,688	16,995,886
Industry Sector												
Baghdad Soft Drinks	IBSD	4.250	4.260	4.250	4.250	4.230	4.260	4.250	0.24	24	12,919,821	54,910,899
Iraqi Marketing Date	IIDP	1.650	1.650	1.650	1.650	1.690	1.650	1.690	-2.37	1	1,000,000	1,650,000
Iraqi For Tufted Carpets	IITC	15.000	15.000	15.000	15.000	15.000	15.000	15.000	0.00	1	100,000	1,500,000
Al-Kindi of Veterinary Vaccin	IKLV	1.620	1.620	1.620	1.620	1.620	1.620	1.620	0.00	2	284,530	460,939
Al-Mansour Pharmaceuticals	IMAP	1.860	1.890	1.850	1.850	1.880	1.890	1.890	0.00	64	15,927,610	29,504,179
Ready Made Clothes	IRMC	3.670	3.670	3.580	3.620	3.600	3.580	3.600	-0.56	13	1,544,347	5,588,849
Total Of Industry Sector										105	31,776,308	93,614,866
Hotels Sector												
Ishtar Hotel	HISH	9.340	9.340	9.340	9.340	9.350	9.340	9.350	-0.11	1	25,000	233,500
Al-Mansour Hotel	HMAN	45.000	45.000	45.000	45.000	45.000	45.000	45.000	0.00	2	300,000	13,500,000
Total Of Hotels Sector										3	325,000	13,733,500
Agriculture Sector												
Agricultural Products Meat	AIPM	4.750	4.750	4.750	4.750	4.750	4.750	4.750	0.00	3	397,205	1,886,724
Iraqi for Seed Production	AISP	8.400	8.400	8.350	8.370	8.420	8.370	8.430	-0.71	29	2,365,898	19,805,204
Modern for Animal Producti	AMAP	0.530	0.530	0.510	0.530	0.510	0.510	0.510	0.00	3	779,440	411,514
Total Of Agriculture Sector										35	3,542,543	22,103,442
Total Of Regular										696	787,445,112	1,415,160,426

Non Regular Market Bulletin No (86)

Company Name	Code	opening Price	highest price	lowest price	Average price	Prev Average price	Closing Price	prev closing price	change (%)	No.of Trades	Traded Volume	Traded Value
Banks Sector												
Al Attaa Islamic Bank	BLAD	0.130	0.130	0.130	0.130	0.120	0.130	0.120	8.33	3	5,000,000	650,000
Total Of Banks Sector										3	5,000,000	650,000
Services Sector												
Al-Ameen Estate Investment	SAEI	2.700	2.700	2.700	2.700	2.650	2.700	2.650	1.89	2	210,000	567,000
Total Of Services Sector										2	210,000	567,000
Industry Sector												
Baghdad for Packing Material	IBPM	2.500	2.500	2.500	2.500	2.250	2.500	2.250	11.11	1	200,000	500,000
Fallujah for construction Material	IFCM	3.540	3.630	3.530	3.550	3.540	3.630	3.550	2.25	10	8,336,614	29,609,880
Total Of Industry Sector										11	8,536,614	30,109,880
Hotels Sector												
Ashour Hotel	HASH	17.500	17.500	17.000	17.500	17.990	17.500	17.250	1.45	8	21,390,206	374,303,605
Total Of Hotels Sector										8	21,390,206	374,303,605
Total Of Non Regular										24	35,136,820	405,630,485

Undisclosed Platform Companies Bulletin (86)

Company Name	Code	opening Price	highest price	lowest price	Average price	Prev Average price	Closing Price	prev closing price	change (%)	No.of Trades	Traded Volume	Traded Value
Industry Sector												
Al-Hilal Industries	IHLI	0.980	0.980	0.980	0.980	0.980	0.980	0.980	0.00	2	3,000,000	2,940,000
Iraqi Carton Manufacturies	IICM	1.040	1.040	1.040	1.040	1.080	1.040	1.060	-1.89	6	6,650,600	6,916,624
National Chemical &Plastic	INCP	1.830	1.830	1.830	1.830	1.870	1.830	1.850	-1.08	13	4,770,109	8,729,299
Total Of Industry Sector										21	14,420,709	18,585,923
Total of un disclosed										21	14,420,709	18,585,923
Grand Total										741	837,002,641	1,839,376,834

Iraq Stock Exchange



Trading Session Wednesday 8/5/2024

Not Trading OTC

Company Name	Code	Previous Average price
Rabee Securities	FRSE	—
Karmal Brokerage	FKSX	10.000



Not Trading Bonds Bulletin

Bond type	Publish type	Code	last trading price	immortilize date
Banaa Bonds / million ID	First	CB10	1030000	10/12/2025
Banaa Bonds / million ID	second	CB20	964981	19/12/2025
Amara Bonds /500 thousand	First	CB25	—	9/10/2025
Amara Bonds /Million ID	First	CB30	984000	9/10/2027
Amara Bonds /500 thousand	Second	CB35	—	—
Amara Bonds /Million ID	Second	CB40	—	—
Amara Bonds /500 thousand	Third	CB45	—	—
Amara Bonds /Million ID	Third	CB50	—	—

Iraq Stock Exchange
Non Iraqis' Bulletin Wednesday May 8 2024
Regular Market



Non Iraqi Trading of Regular Market (Buy)

Company Names	Code	No.of trades	Traded Shares	Trading Volume
Banks Sector				
Bank Of Baghdad	BBOB	18	34,500,000	138,731,863
Gulf Commercial Bank	BGUC	1	249,038	49,808
Al-Mansour Bank	BMNS	2	501,888	705,001
Total Bank sector		21	35,250,926	139,486,671
Telecommunication Sector				
Asia cell	TASC	1	16,479	156,880
Total Telecommunication sector		1	16,479	156,880
Grand Total		22	35,267,405	139,643,552

Non Iraqi Trading of Regular Market (Sell)

Company Names	Code	No.of trades	Traded Shares	Trading Volume
Banks Sector				
Bank Of Baghdad	BBOB	21	26,840,000	108,035,600
Al-Mansour Bank	BMNS	4	3,000,000	4,220,000
Total Bank sector		25	29,840,000	112,255,600
Telecommunication Sector				
Asia cell	TASC	14	10,000,000	94,926,324
Total Telecommunication sector		14	10,000,000	94,926,324
Grand Total		39	39,840,000	207,181,924

Iraq Stock Exchange non trading companies on Wednesday 8/5/2024

Company Names	Code	Previous Average Price	Closing Price
Banking Sector			
Cihan Islamic Bank	BCIH	2.200	2.200
Elaf Islamic Bank	BELF	0.550	0.550
Asia Al Iraq Islamic Bank	BAIB	0.900	0.900
National Islamic Bank	BNAI	0.620	0.620
Kurdistan International Bank	BKUI	0.850	0.850
Al-Taif Islamic Bank	BTIB	0.700	0.700
Union Bank of Iraq	BUOI	0.210	0.200
Insurance Sector			
Gulf Insurance	NGIR	0.400	0.400
Services Sector			
Rehab Karbala	HKAR	0.800	0.800
Kharkh Tour Amuzement City	SKTA	4.720	4.750
Mamoura Realestate Investment	SMRI	7.000	7.000
Al-Mosul for funfairs	SMOF	8.900	8.900
Industry Sector			
Modern Sewing	IMOS	9.900	10.000
Al -Khazer Road for Construction Material	IKHC	2.500	2.500
Iraqi Engineering Works	IIEW	4.500	4.500
Metallic Industries and Bicycles	IMIB	1.850	1.850
Hotels Sector			
Baghdad Hotel	HBAG	10.800	10.800
Babylon Hotel	HBAY	110.000	110.000
National for Tourist Investment	HNTI	10.770	10.770
Tourist Village of Mosul dam	HTVM	11.000	11.000
Agriculture Sector			
Middle East for Production- Fish	AMEF	7.350	7.350
Al-Ahlyia agricultural production	AAHP	0.950	0.950
Company Names	Code	Previous Average Price	Closing Price
Banks Sector			
World Islamic Bank	BWOR	1.000	1.000
Arabiya Islamic Bank	BAAI	1.000	1.000
Zain Al-Iraq Islamic Bank	BZII	0.340	0.340
Al-Qurtas Islamic Bank	BQUR	1.000	1.000
Arabiya Islamic Bank	BAAI	1.000	1.000
Al Janoob Islamic Bank Investment	BJAB	1.000	1.000
Ameen Al Iraq Islamic Bank	BAME	1.000	1.000
International Development Bank	BIDB	1.000	1.000
Al- Qabidh Islamic Bank	BQAB	0.240	0.240
Al Anssari Islamic Bank	BANS	1.000	1.000
Iraq Noor Islamic Bank	BINI	1.050	1.050
Erbil Bank	BERI	0.110	0.110
Trust International Islamic Bank	BTRU	0.750	0.750
Trans Iraq Bank for Investment	BTRI	0.740	0.740
Al Mustashar Bank	BMUI	1.000	1.000
International Islamic Bank	BINT	0.370	0.370
Erbil Bank	BERI	0.110	0.110
Insurance Sector			
Al -Hamraa Insurance	NHAM	0.900	1.000
Alahliya For Insurance	NAHF	0.330	0.330
Investment Sector			
Al-Zawraa for Finanical Investment	VZAF	0.180	0.180
AL-Wiaam for Financial Investment	VWIF	0.310	0.350
Al-Ameen for Financial Investment	VAMF	1.000	1.000
Bain Al-Nahrain Financial Investment	VMES	0.900	0.900

Services Sector			
Ibdaa Al-Sharq Al-Awsat	SIBD	1.000	1.000
Industry Sector			
National Furniture Industries	IHFI	2.450	2.450
Modern chemical industries	IMCI	100.000	100.000
Agriculture Sector			
Al-Ribas for Poultry and Fodder	AREB	-	-
Company Names	Code	Previous Average Price	Closing Price
Banks Sector			
Babylon Bank	BBAY	0.070	0.070
Services Sector			
General Transportation	SIGT	0.990	0.990
AL-Badia for General Trans	SBAG	0.600	0.600
IndustrySector			
Modern Construction Materials	IMCM	0.630	0.630
Electronic Industries	IELI	0.750	0.750
The Light Industries	ITLI	0.690	0.690
Investment Sector			
AL- Batek Investment	VBAT	0.380	0.380
Alkhair for financial Investment	VKHF	0.200	0.200
Hotels Sector			
Palestine Hotel	HPAL	23.000	23.000
Al-Sadeer Hotel	HSAD	27.000	27.000

Iraq Stock Exchange Suspended Companies

Al-Rajih Islamic Bank (BRAJ)	9/19/2021	The trading suspended for not produce the Annual disclosure for 2020 at closing price (1.000) ID.
North Bank (BNOR)	31/10/2022	The trading suspended by ISC decision at closing price (0.070) ID.

Iraq Stock Exchange News of listed companies Wednesday 8/5/2024

Companies News

Bank of Baghdad (BBOB)	General Assembly Meeting will be hold on Saturday 18/5/2024 at the Dijla Town to discuss financial statement of 2023 , cash dividend , increasing in company capital from 250 billion to 325 billion according to 55/ second . Trading has been suspend on Tuesday 14/5/2024 .
Al -Mansour Bank (BMNS)	General Assembly Meeting will be hold on Tuesday 21/5/2024 at the Al Alwiya Club to discuss financial statement of 2023 , cash dividend , increasing in company capital from 300 billion to 350 billion according to 55/First& second . Trading has been suspend on Thursday 16/5/2024 .
out of trading	
Babil Animal&vegetable Products (ABAP)	General Assembly Meeting will be hold on Monday 11/12/2023 at theAl Jadriya to discuss financial statement of 2021,2022 , cash dividend , discuss the deficit Trading has been suspend on Thursday 7/12/2023 .
Iraqi Land Transport (SILT)	General Assembly Meeting will be hold on Wednesday 6/3/2024 at the Trade Ministry VIP Hall to resign the current board of Administration and elect new five board of Administration .Trading has been suspend on Sunday 3/3/2024.
Credit Bank (BROI)	General Assembly Meeting will be hold on Thursday 2/5/2024 at the company to discuss financial statement of 2023 , cash dividend , increasing in company capital according to first , second /55, elect new board of Administration council . Trading has been suspend on Sunday 28/4/2024 .
AL- Mashreq al-Arabi Islamic Bank(BA)	General Assembly Meeting will be hold on Sunday 5/5/2024 at the trananing and devlopment hall to discuss financial statement of 2023 , cash dividend . Trading has been suspend on Monday 29/4/2024 .
Iraqi Agricultural Products (AIRP)	General Assembly Meeting will be hold on Monday 6/5/2024 at the company to discuss financial statement of 2021 , cash dividend . Trading has been suspend on Tuesday 30/4/2024 .
Region Trade Bank (BRTB)	General Assembly Meeting will be hold on Wednesday 8/5/2024 at the company in erbil to discuss financial statement of 2023 , cash dividend , increasing in company capital from 300 billion to 350 billion when the bank will be get the approval of GAM . Trading has been suspend on Sunday 5/5/2024 .
Iraqi Islamic Bank (BIIB)	General Assembly Meeting will be hold on Saturday 11/5/2024 at the Iraqi Hunting Club to discuss financial statement of 2023 , cash dividend , increasing in company capital from 300 billion to 400 billion according to 55/ second . Trading has been suspend on Tuesday 7/5/2024 .